



## A Medical Healthcare Information Model Using Machine Learning

---

Aryan Sharma and Himanshu Gupta

EasyChair preprints are intended for rapid dissemination of research results and are integrated with the rest of EasyChair.

July 5, 2022

# A Medical Healthcare Information Model using Machine Learning

Aryan Sharma, Himanshu Gupta

Amity Institute of Information Technology, Amity University

Noida, India

**Abstract — Artificial Intelligence (AI) is that the ability of a machine to try and do work a lot of exactly and quickly than a human. Many new techniques are coming up day-by-day in which robots are used in healthcare. In line with these techniques, a program is enforced to translate the step concerned within the surgery the mechanism procedure that will be performed by the machine. Then a virtual environment is made to check the program that is enforced within the robot. The program is then inputted to the medical robotic system. Robots have applications in several surgical specialties. Comparable to the surgical operation, cutting away cancer tissue from sensitive elements of the body comparable to blood vessels, nerves, or necessary body organs, arterial bypass**

**Keywords — Robot, Artificial Intelligence, Medical Robotics, Surgery.**

## I. INTRODUCTION

Over the past decade, AI is increasing in healthcare with a speed of light every day a new technology comes to relate to a new feature, we all have seen huge changes within the caring for individuals in our health care system. That modification is continuous at a far larger rate than we tend to may have ever expected, and in medical, it impacts each the patient and doctor. In medical specifically, AI could be a branch of applied science that has the capability to investigate advanced medical knowledge

and assist the doctor in rising patient outcomes. Not solely I'm we all are cautiously optimistic regarding the forthcoming changes in medicine, as AI is creating its approach to our future and also the applications are tremendous. Many new tools and machine are being prepared to minimize the risk and to maximize the result in any treatment. If any person permanently loses his/her body parts (like legs or hands) or any internal organ in an accident, there are techniques and machines which will help him to work with the artificial leg or hand. In an emergency, the AI can be very useful by minimizing the damage to the body they can replace any organ in his body. There are many techniques that have changed the past completely as a revolution. The foremost notable is that the Leonardo da Vinci system that assists urologists in removing the prostate in patients with adenocarcinoma, therefore patients with adenocarcinoma has higher clinical outcomes. Additionally, the aspect effects of victimization this robotic system are shrunken and permit a quicker come back of erectile (sexual) operate it reduces the risk of blood loss or the requirement for transfusion and lowered the risk of wound infection.

## REVIEW

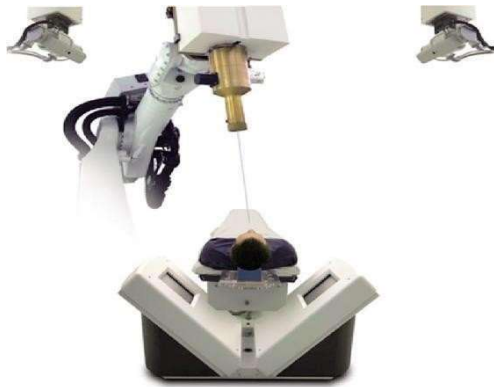
### Architecture:

Some of the machines that have changed the way of working in health care. These are

the technique in which the AI was introduced.

### **Cyberknife:**

It is the contribution of two advanced techniques. In this technique, multiple beams of high energy radiation are directed from different points outside of the body directly on the tumor inside the body. With less damage to the nearby organs, it implements a high dose of radiation to the tumor to stop growing it and treating it. A Stanford University professor John R. Adler of neurosurgery and radiation oncology and Peter and A Schonberg Research Corporation Russell Schonberg made a system headquartered in Sunnyvale, California. It is made to help the people suffering from the tumor.



**Figure 1 Shows the implementation of Cyberknife technique.**

**Aesop:** In this technique, the doctor has control over the machine through sound and watching the interior part of the **body with the help of the camera.** AESOP was cleared to be used by the federal agency in 1994, and it became the primary automaton to help during a surgery. AESOP's operation is to maneuver Associate in Nursing medical instrument within the patient's body throughout the surgery. The camera moves according to the voice commands given by the doctor. Voice activation of the Aesop's arm permits the doctor to position

the camera whereas conjointly dominant the opposite 2 arms of the ZEUS system. The medical instrument may be controlled by a laptop that permits for a lot of precise movements and also permits the medical instrument to be inserted into the patient through a smaller incision (a key element of minimally invasive surgery).



**Figure 2 Shows the implementation of Aesop technique.**

**Acrobot:** In this technique, the doctor can drill in the bones of a person's to fit artificial bone structure.

The AI system Acrobot Active Constraint was made to reduce the risk and time in the total knee surgical operation. It was made in Acrobot company restricted, London England. It's an instrument which helps in making a hole in bones with motors to constrain its motions to a district outlined by surgical pictures. This "hands-on" approach permits the doctor to directly feel the forces of cutting, however, ensures that certain regions are shielded from the drill. This can be a lower level of autonomy for the mechanism, and its role is comparable to RoboDoc but, as a result of it uses little motors, and since the doctor is indirect management, the system is inherently safer. It's thought of to own a lively role.



**Figure 3 Shows the implementation of Acrobot technique.**

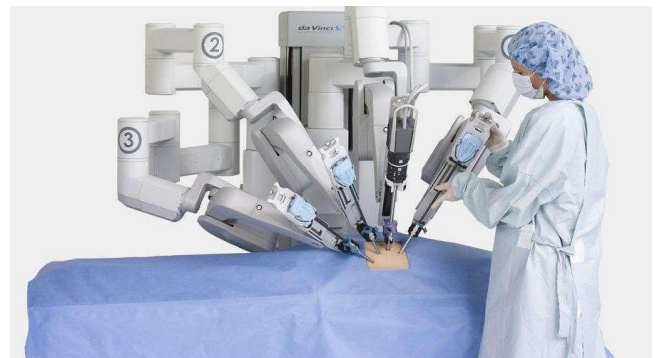
prostatectomies (to completely remove prostate cancer), and more for heart valve repair and gynecological surgical procedures. In step with the manufacturer, the Leonardo da Vinci System is termed Da Vinci partially because of architect da Vinci's study of human anatomy eventually crystallized to the planning of the primary known robot in history.



**Figure 4**

**Da Vinci:**

The da Vinci Surgical System was made by American company Intuitive Surgical. It is an automated careful framework. It is affirmed by the FDA (Food and Drug Administration) it was introduced in 2000, it is made to go through complex surgery intended using a minimally risk approach and it is controlled by a doctor from a controller. The system is usually used for



**Figure 5**



**Figure 6**

### III. Implementation/ Surgical Applications:

Many of these machines are working with the doctor for quite a long and many lives of people are saved because of these robotic surgical systems. Some of the surgeries are **Orthopedic surgery**.

#### Orthopedic surgery

“Orthopedic surgery, also spelled orthopedics, is the branch of surgery concerned with conditions involving the musculoskeletal system. Orthopedic surgeons use both surgical and nonsurgical means to treat musculoskeletal trauma, spine diseases, sports injuries, degenerative diseases, infections, tumors, and congenital disorders.” It is used for the repairing of any bone which is damaged such as (Total Hip Arthroplasty, knee surgery etc.)

#### Neurosurgery

“Neurosurgery is the surgical specialization that treats diseases and disorders of the brain and spinal cord. Back pain can sometimes produce neurological symptoms such as numbness, muscle weakness, and loss of bowel and bladder control due to dysfunction at the nerve root.” These side effects are pointers that careful process is expected to treat the fundamental purpose for back torment as against moderate medicines. Methodology to treat back torment underneath the domain of careful process embrace discectomy, removing, furthermore, revision medical procedure. In the careful process, there's a superior gamble of more nerve mischief and disease which can prompt disfunction.

It takes 2-hours to a doctor to complete a brain surgery but with the help of Artificial intelligence A robot completed a 2-hour brain surgery in 2.5 min it not only saves money but give a proper report of the surgery. So, with the help of the robot, it is easy And fast to drill in the bone. And the time Reduces to 50 times.

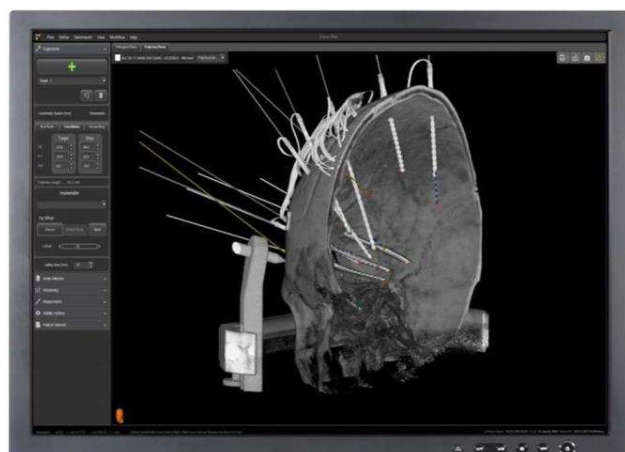


Figure 7

#### Thoracic Surgery

With the help of the AI technique, it is easy to transplant any organ in the body with the loss of less blood. “Thoracic surgery is the repair of organs located in the thorax, or chest. The thoracic cavity lies in between the-neck and the-diaphragm and contains the heart and lungs (cardiopulmonary system), the esophagus, trachea, pleura, mediastinum, chest wall, and diaphragm.” If the heart is not able to circulate the blood to the entire body. Properly then the artificial veins are inserted in the heart of the patient to work properly.

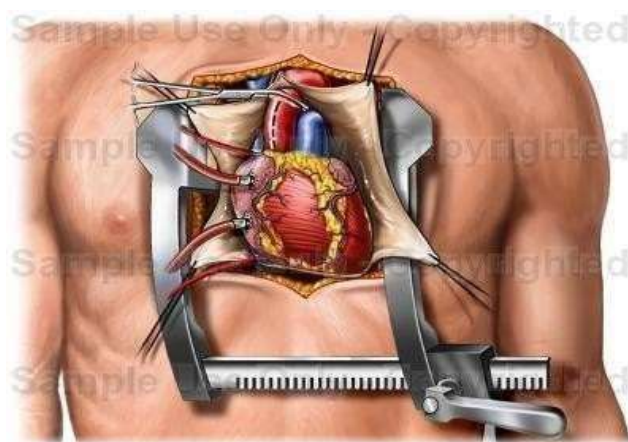


Figure 8



#### **IV. Advantages of Machine Learning in Medical Healthcare**

1. Helps in Maintain Accurate Data.
2. Forecast of Sudden Outbreak.
3. Surgeries perform by Robots.
4. Helps in Detecting Illness and Analysis.
5. Manufacturing and Managing of Medicine.
6. More Personalized Medication.
7. Crowdsourcing Analysis.
8. Clinical Research and Trial.
9. Wrapping up.

##### **1. Helps in Maintain Accurate Data.**

Prior, tracking everything was testing and tedious. However, all gratitude to advances like Machine learning, it has made it simpler to keep up with appropriate wellbeing records. It helps keep the section and records, and most it-saves time, exertion, and cash.

With advancing advancements, Machine gaining based devices help in treatment from ground level with the clinical practice conclusion and suggestions. It is one of the huge AI application cases in the medical coverage area.

##### **2. Forecast of Sudden Outbreak.**

AI upholds the current issue as well as allows you to figure the issues. In a circumstance, for example, plagues across the globe can be anticipated with Machine Learning. In the present conditions, the

master needs to acquire the colossal measure of information that is overseen from the site information, present-time web-based media updates, and others. It assists with checking this information and anticipate that everything from affliction episodes to extreme irresistible infections.

##### **3. Surgeries perform by Robots.**

Most recent innovation like Machine Learning lets machines and gadgets go about their responsibilities. One of the commitments of Machine Learning in the medical services industry would be mechanical medical procedure. The application has become promising to numerous specialists. It very well may be isolated into four subcategories: Surgical work process design, improvements of the mechanical careful supplies, careful expertise assessment, and robotized stitching. However, it can work with the calculation given by a human. It behaves like one more hand to execute.

##### **4. Helps in Detecting Illness and Analysis.**

One of the huge advantages of AI in medical care is the arrangement and examination of contaminations and diseases. It made it more reasonable as it was hard to analyse. It can include anything from growths that are trying to carve out at the opportunity of the early phase to other communicated infections.

##### **5. Manufacturing and Managing of Medicine.**

Finding medication advancement strategies in the underlying stage is one of the advantages of AI in medical care. It additionally includes the group of Research

and Development-which works advances, for example, cutting edge request and exactness drug. It could help in finding elective ways for the recuperating of multifactorial problems.

Presently, the advantage of machine learning techniques includes unsupervised training, which can recognize the models in data without even trying any forecasts.

### **6. More Personalized Medication.**

One more benefit of Machine Learning in the medical care industry is to give customized therapies, which will be more unique and productive by getting individual wellbeing together with prescient examination. Yet, it is likewise accessible for additional examination and better assessment of the condition. Right now, specialists are restricted to choose from a specific arrangement of decisions or to try and lessen the threats to the patient, which depends on his demonstrative past and is accessible sent information.

All things considered, Machine Learning in the medication is doing huge speeds by using the clinical records of the patient to additionally set out different treatment open doors. In the forthcoming years, we will see a few innovations and devices with current wellbeing investigation abilities come to the market. Henceforth, giving more information to develop considerably more immediately ready for a couple of the Machine Learning relies upon medical care innovations.

### **7. Crowdsourcing Analysis.**

To have publicly supporting media information is certifiably not another idea to the business. As it is in any event, extending at a high speed, with the

collaboration of Machine Learning and AI. Well known associations are additionally endeavouring to gain proficiency with the clinical issues with the assistance of publicly supporting more solid and quick. Besides that, these exploration procedures become significantly more accessible to individuals from the gatherings who are on another site that may not diversely have the option to take share. Concerning the help in examination to assist patients with feeling considerably more permitted while giving substantially more essential input and reviews.

### **8. Clinical Research and Trial.**

With regards the area of exploration and clinical preliminaries, AI has a broad extent of potential applications in the space. The one in the business knows that this clinical preliminary with dire consideration requires truckload of cash and it requires a very long time to accomplish it. What's more achievement is additionally not ensured.

Carrying out Machine Learning-put together prescient exploration with respect to perceiving the dormant clinical preliminary members can uphold the specialists to move with a stockpile from a huge assortment of informative items, for example, past specialist visits, web-based media, and others. AI additionally ensures that the information access progressively and controls the preliminary partners, backing the most appropriate example size to be inspected and utilizing the energy of hardware work, consequently, which helps in diminishing the information-based botches.

## 9. Wrapping up.

Medical services is a muddled framework, and likewise with any new innovation like Machine learning in medical services is as yet being investigated and moved along. As ML continues to create, it will suffer advancing human suppliers in giving more trustworthy and speedier preliminaries while additionally diminishing expenses. The innovation will stretch out to different areas of medical care in the forthcoming years with more proficiency and better capacities.

### Other Advantages are :-

- Population health management.
- Clinical decision making.
- AI-assisted surgery.
- Improved healthcare accessibility.
- Optimize performance and operational efficiency.

## V. Disadvantages of Machine Learning in Medical Healthcare

1. Needs human surveillance
2. May overlook social variables
3. May lead to unemployment
4. Inaccuracies are still possible
5. Susceptible to security risks

## VI. TESTING

All of these robots are tested on dead bodies for checking the functions and the flexibility of the robots.

A virtual environment is created to check and optimize the robot more precisely.

Unfortunately, in several cases outcome cannot be assessed until a few years when the procedure. To illustrate

In hip replacement surgery if they measure the size of the bone and make artificial joint and it takes years in completing then if the bone of the peasants grows with the time, then the case may be worse, so the bone is measured radiographically presently when surgery, thus this provides a method to live outcome promptly, if indirectly, and facilitate additional speedy acceptance. One like early acceptance of robotic technology is that because of the variety of cases will increase, clinicians usually improve the procedure, which can end in higher outcomes and lower prices. Enhancements within the style square measure regularly occurring to optimize the scale and space for specific surgical procedures at the side of adding hardiness to the automaton in order that it's reliable altogether surgical conditions.

## VII. Tasks that Machine Learning in Healthcare Can Handle

Machine learning techniques can be applied to solve a wide variety of tasks. When it comes to applications of machine learning in healthcare, these tasks include:

1. Classification - AI calculations can assist with deciding and mark the sort of infection or clinical case you're managing.

2. Recommendations - AI calculations can offer fundamental clinical-data without the need to effectively look for it.

3. Clustering - AI can assist with gathering comparative clinical cases to break-down the examples and lead research from here on out.

4. Prediction - utilizing current information and normal patterns, AI can make an anticipation on how the future situation will develop.



5. Anomaly detection - Utilizing AI in medical care, you can find the things that stand apart from normal examples and decide if they require any activities to be performed.

6. Automation - AI can deal with standard monotonous assignments that require some investment and exertion from specialists and patients, similar to information section, arrangement planning, stock administration, and so forth.

7. Ranking - AI can put the applicable data first, making the quest for it simpler.

## VIII. CONCLUSION AND FUTURE SCOPE

More and more new generations of robot are coming to improve and help the doctor to save their peasant. And give the doctor more than 2 hands to precede the surgery. And with the help of AI technology the control over the robots is easier. Because this surgery is minimally invasive, several of the disadvantages related to open surgery are mitigated. Patients are comparatively pain-free. There's comparatively abundant less probability of injury complications. DaVinci ablation is a superb surgery for Jehovah's Witnesses with prostatic adenocarcinoma. If the robots are less cost effective then may be the charge for the treatment of peasants must be low and many poor families can afford these treatments a major barrier is a value. As an associate example, the applied scientist system is priced at nearly U.S.A. \$1 million. Second major considerations the robotic systems that need goodly area and extra time for setup. Within the time-pressed OR, compact practicality is very fascinating in which we can use these technologies in emergency cases.

## IX. REFERENCES

- [1] David B. Camarillo, M.S.a, Thomas M. Krummel, M.D.b, J. Kenneth Salisbury, Jr. Ph.D.b,c  
Robotic technology in surgery: past, present, and future
- [2] Computer-Integrated Surgery and Medical Robotics Russell Taylor(\*) and Leo Joskowicz
- [3] An Application of Artificial Intelligence to Medical Robotics  
Journal of Intelligent and Robotic Systems 41: 225–243, 2004.
- [4] Stoianovici D. Robotic surgery. World J Urol 2000;18:289–95.
- [5] Davies B. A review of robotics in surgery. Proc Inst Mech Eng[H] 2000;214:129–40.
- [6] Jakopec M, Harris SJ, Rodriguez y Baena F, Gomes P, Cobb J, Davies BL. The first clinical application of a “hands-on” robotic knee surgery system. Comput Aided Surg 2001;6:829–39.
- [7] Varma TRK, Eldridge PR, Forster A, et al. Use of the NeuroMate stereotactic robot in a frameless mode for movement disorder surgery.
- [8] StereotactFunctNeurosurg 2003;80:132–5.

[9] Robotics for Surgery Annu. Rev. Biomed. Eng. 1999. 01:211–240  
Copyright q 1999 by Annual Reviews.  
All rights reserved.

[10] Mittelstadt BD, Kazanzides P, Zuhars J, Williamson B, Cain P, et al. 1994. The evolution of a surgical robot from prototype to human clinical use. In Proc.Med. Robot. Comp.-Assisted Surg., Pittsburgh,Pa

[11] Moody JE, DiGioia AM, Jaramaz B, Blackwell M, Golgan B, et al. 1998. Gauging clinical practice: surgical navigation for total hip replacement. See Ref. 80a, pp. 421–30

[12] [https://en.wikipedia.org/wiki/Knee\\_replacement](https://en.wikipedia.org/wiki/Knee_replacement)

[13] <https://www.vghtc.gov.tw/GipOpenWeb/wSite/public/Attachment/f1314187097823.pdf>

[14] <https://www.towerurology.com/2012/11/01/steps-involved-robotic-prostatectomy/>

[15] <https://health.usnews.com/health-care/for-better/articles/2017-08-14/artificial-intelligence-and-robots-in-medicine>

[16] [https://www.pwc.com/gx/en/industries/healthcare/publications/ai-](https://www.pwc.com/gx/en/industries/healthcare/publications/ai-robotics-new-health/transforming-healthcare.html)

[robotics-new-health/transforming-healthcare.html](https://www.pwc.com/gx/en/industries/healthcare/publications/ai-robotics-new-health/transforming-healthcare.html)

[17] <https://futurism.com/this-robot-completes-2-hour-brain-surgery-procedure-just-25-minutes/>